




- Member Home
- Taxing Unit Maintenance
  - Notice To Prepare Information
- Forms & Worksheets
  - Select Taxing Unit
- Worksheets →
- 2015 Wink-Loving
  - Notice of Public Meeting
  - View Proposed Tax Rate
- Print Forms
- Registration Info
- Help from the State
- FAQs
- Log Out
- Truth-In-Taxation Home
- Contact Us

## 2015 Initial Setup

**HELP**

### Wink-Loving ISD

1.	2014 M&O Rate.	1.040000/ \$100
2.	2014 I&S Rate.	0.280000/ \$100
3.	2014 Total Rate.	1.320000/ \$100
4.	2014 Taxable Value. Enter the amount of 2014 taxable value on the 2014 tax roll today. Include any adjustments since last year's certification; exclude the Section 25.25(d) one-third over-appraisal corrections from these adjustments. This value includes the taxable value of over-65 homesteads and the captured value for tax increment financing.	\$ 1,933,326,000
5.	School Districts, Counties, Cities and Junior College: Enter 2014 taxable value of over-65 homesteads with tax ceilings. Other units enter "0".	\$ 243,486
6.	School Districts, Counties, Cities and Junior College: Enter 2014 over-65 tax ceiling or actual tax (if actual tax available).	\$ 932.00
7.	2015 Taxable Value on certified appraisal roll today. Enter the amount of 2015 taxable value on the 2015 certified roll today. This value includes the taxable value of over-65 homesteads and the captured value for tax increment financing. Counties: exclude railroad rolling stock.	\$ 1,527,101,914
8.	School Districts, Counties, Cities and Junior College: Enter 2015 taxable value of over-65 homesteads with tax ceilings. Other units enter "0".	\$ 280,112
9.	School Districts, Counties, Cities and Junior College: Enter 2015 over-65 tax ceiling or actual tax (if actual tax available).	\$ 1,006.00






- Member Home
- Taxing Unit Maintenance
  - Notice To Prepare Information
- Forms & Worksheets
  - Select Taxing Unit
- Worksheets
- 2015 Wink-Loving
  - Notice of Public Meeting
  - View Proposed Tax Rate
- Print Forms
- Registration Info
  - Help from the State
  - FAQs
- Log Out
- Truth-In-Taxation Home
- Contact Us

## 2015 Effective Tax Rate Worksheet

**HELP**

### Wink-Loving ISD

<b>1.</b>	<b>2014 total taxable value.</b> Enter the amount of 2014 taxable value on the 2014 tax roll today. Include any adjustments since last year's certification; exclude one-third over-appraisal corrections from these adjustments. This total includes the taxable value of homesteads with tax ceilings (will deduct in line 2) and the captured value for tax increment financing.	\$ <input style="width: 80%; border: 1px solid black;" type="text" value="1,933,326,000"/>
<b>2.</b>	<b>2014 tax ceilings and Chapter 313 limitations.</b> A. Enter 2014 total taxable value of homesteads with tax ceilings. These include the homesteads of homeowners age 65 or older or disabled. <span style="float: right;">\$ <input style="width: 80%; border: 1px solid black;" type="text" value="243,486"/></span> B. Enter 2014 total taxable value of applicable Chapter 313 limitations when calculating effective maintenance and operations taxes. Enter zero when calculating effective debt service taxes. (Use these numbers on the advice of your attorney.) <span style="float: right;">\$ <input style="width: 80%; border: 1px solid black;" type="text" value="0"/></span> C. Add A and B. <span style="float: right;">\$ <input style="width: 80%; border: 1px solid black;" type="text" value="243,486"/></span>	\$ <input style="width: 80%; border: 1px solid black;" type="text" value="243,486"/>
<b>3.</b>	<b>Preliminary 2014 adjusted taxable value.</b> Subtract line 2 from line 1.	\$ <input style="width: 80%; border: 1px solid black;" type="text" value="1,933,082,514"/>
<b>4.</b>	<b>2014 total adopted tax rate.</b> (School districts with an applicable Chapter 313 limitation agreement will do a two step process using the adopted maintenance and operations rate and debt rate separately.)	\$ <input style="width: 80%; border: 1px solid black;" type="text" value="1.320000"/> / \$100
<b>5.</b>	<b>2014 taxable value lost because court appeals of ARB decisions reduced 2014 appraised value.</b> A. Original 2014 ARB values: <span style="float: right;">\$ <input style="width: 80%; border: 1px solid black;" type="text" value="0"/></span> B. 2014 values resulting from final court decisions: <span style="float: right;">-\$ <input style="width: 80%; border: 1px solid black;" type="text" value="0"/></span> C. 2014 value loss. Subtract B from A. <span style="float: right;">\$ <input style="width: 80%; border: 1px solid black;" type="text" value="0"/></span>	\$ <input style="width: 80%; border: 1px solid black;" type="text" value="0"/>
<b>6.</b>	<b>2014 taxable value, adjusted for court-ordered reductions.</b> Add line 3 and line 5C.	\$ <input style="width: 80%; border: 1px solid black;" type="text" value="1,933,082,514"/>
<b>7.</b>	<b>2014 taxable value of property in territory the school deannexed after January 1, 2014 .</b> Enter the 2014 value of property in deannexed territory.	\$ <input style="width: 80%; border: 1px solid black;" type="text" value="0"/>
<b>8.</b>	<b>2014 taxable value lost because property first qualified for an exemption in 2015 .</b> Note that lowering the amount	\$ <input style="width: 80%; border: 1px solid black;" type="text" value="913,642"/>



<p>or percentage of an existing exemption does not create a new exemption or reduce taxable value. If the school district increased an original exemption, use the difference between the original exempted amount and the increased exempted amount. Do not include value lost due to freeport, "goods-in-transit" exemptions.</p> <p>A. Absolute exemptions. Use 2014 market value: <input type="text" value="335,360"/> \$</p> <p>B. Partial exemptions. 2015 exemption amount or 2015 percentage exemption times 2014 value: <input type="text" value="578,282"/> + \$</p> <p>C. Value loss. Add A and B.</p>	
<p><b>9. 2014 taxable value lost because property first qualified for agricultural appraisal (1-d or 1-d-1), timber appraisal, recreational/scenic appraisal or public access airport special appraisal in 2015 . Use only those properties that first qualified in 2015 ; do not use properties that qualified in 2014 .</b></p> <p>A. 2014 market value: <input type="text" value="197,190"/> \$</p> <p>B. 2015 productivity or special appraised value: <input type="text" value="0"/> - \$</p> <p>C. Value loss. Subtract B from A. <input type="text" value="197,190"/> \$</p>	
<p><b>10. Total adjustments for lost value. Add lines 7, 8C and 9C.</b></p>	<p><input type="text" value="1,110,832"/> \$</p>
<p><b>11. 2014 adjusted taxable value. Subtract line 10 from line 6.</b></p>	<p><input type="text" value="1,931,971,682"/> \$</p>
<p><b>12. Adjusted 2014 taxes. Multiply line 4 by line 11 and divide by \$100.</b></p>	<p><input type="text" value="25,502,026"/> \$</p>
<p><b>13. Taxes refunded for years preceding tax year 2014 .</b> Enter the amount of taxes refunded in the preceding year for tax years before that year . Types of refunds include court decisions, corrections and payment errors. Do not include refunds for tax year 2014 . This line applies only to tax years preceding tax year 2014 .</p>	<p><input type="text" value="12,067"/> \$</p>
<p><b>14. Adjusted 2014 taxes with refunds. Add lines 12 and 13.</b></p>	<p><input type="text" value="25,514,093"/> \$</p>
<p><b>15. Total 2015 taxable value on the 2015 certified appraisal roll today. This value includes only certified values and includes the total taxable value of homesteads with tax ceilings (will deduct in line 17). These homesteads includes homeowners age 65 or older or disabled.</b></p> <p>A. Certified values only: <input type="text" value="1,527,101,914"/> \$</p> <p>B. Pollution control exemption: Deduct the value of property exempted for the current tax year for the first time as pollution control property (use this line based on attorney's advice): <input type="text" value="0"/> - \$</p> <p>C. Total 2015 value. Subtract B from A. <input type="text" value="1,527,101,914"/> \$</p>	
<p><b>16. Total value of properties under protest or not included on certified appraisal roll.</b></p> <p>A. 2015 taxable value of properties under protest. The chief appraiser certifies a list of properties still under ARB protest. The list shows the district's value and the taxpayer's</p>	<p><input type="text" value="0"/> \$</p>

	<p>claimed value, if any or an estimate of the value if the taxpayer wins. For each of the properties under protest, use the lowest of these values. Enter the total value.</p> <p><b>B. 2015 value of properties not under protest or included on certified appraisal roll.</b> The chief appraiser gives school districts a list of those taxable properties that the chief appraiser knows about but are not included at appraisal roll certification. These properties also are not on the list of properties that are still under protest. On this list of properties, the chief appraiser includes the market value, appraised value and exemptions for the preceding year and a reasonable estimate of the market value, appraised value and exemptions for the current year. Use the lower market, appraised or taxable value (as appropriate). Enter the total value.</p> <p style="text-align: right;">\$ <input type="text" value="0"/></p> <p><b>C. Total value under protest or not certified.</b> Add A and B.</p>	
17.	<p><b>2015 tax ceilings and Chapter 313 limitations.</b></p> <p>A. Enter 2015 total taxable value of homesteads with tax ceilings. These include the homesteads of homeowners age 65 or older or disabled.</p> <p style="text-align: right;">\$ <input type="text" value="280,112"/></p> <p>B. Enter 2015 total taxable value of applicable Chapter 313 limitations when calculating effective maintenance and operations taxes. Enter zero when calculating effective debt service taxes. (Use these numbers on the advice of your attorney.)</p> <p style="text-align: right;">\$ <input type="text" value="0"/></p> <p>C. Add A and B.</p>	<p style="text-align: right;">\$ <input type="text" value="280,112"/></p>
18.	<p><b>2015 total taxable value.</b> Add lines 15C and 16C. Subtract line 17.</p>	<p style="text-align: right;">\$ <input type="text" value="1,526,821,802"/></p>
19.	<p><b>Total 2015 taxable value of properties in territory annexed after January 1, 2014 .</b> Include both real and personal property. Enter the 2015 value of property in territory annexed, including any territory annexed by the school district.</p>	<p style="text-align: right;">\$ <input type="text" value="0"/></p>
20.	<p><b>Total 2015 taxable value of new improvements and new personal property located in new improvements.</b> "New" means the item was not on the appraisal roll in 2014 . New additions to existing improvements may be included if the appraised value can be determined. New personal property in a new improvement must have been brought into the unit after January 1, 2014 and be located in a new improvement.</p>	<p style="text-align: right;">\$ <input type="text" value="501,418"/></p>
21.		<p style="text-align: right;">\$ <input type="text" value="501,418"/></p>

	<b>Total adjustments to the 2015 taxable value. Add lines 19 and 20.</b>	
<b>22.</b>	<b>2015 adjusted taxable value. Subtract line 21 from line 18.</b>	\$ 1,526,320,384
<b>23.</b>	<b>2015 effective tax rate. Divide line 14 by line 22 and multiply by \$100.</b>	\$ 1.6716 / \$100
<b>24.</b>	<b>2015 effective tax rate for ISDs with Chapter 313 limitations. Add together the effective tax rates for maintenance and operations and debt service for those school districts that participate in an applicable Chapter 313 limitations agreement.</b>	\$ 0.0000
<input type="button" value="Save"/> <input type="button" value="Delete"/> <input type="button" value="Clear"/> <input type="button" value="Submit"/>		




- Member Home
- Taxing Unit Maintenance
  - Notice To Prepare Information
- Forms & Worksheets
  - Select Taxing Unit
- Worksheets →
- 2015 Wink-Loving
  - Notice of Public Meeting
  - View Proposed Tax Rate
- Print Forms
- Registration Info
- Help from the State
- FAQs
- Log Out
- Truth-In-Taxation Home
- Contact Us

## 2015 Rollback Tax Rate Worksheet

HELP

### Wink-Loving ISD

25.	<b>Maintenance and operations (M&amp;O) tax rate. Enter \$1.50 OR the 2005 adopted M&amp;O rate if voters approved a rate higher than \$1.50.</b>	\$ <input style="width: 80%;" type="text" value="1.500000"/> / \$100
26.	<b>Multiply line 25 times .6667</b>	\$ <input style="width: 80%;" type="text" value="1.00005"/> / \$100
27.	<b>2015 rollback maintenance and operation rate.</b>  Use the lesser of the maintenance and operation rate as calculated in Tax Code Section 26.08(n)(2)(A) and (B).	\$ <input style="width: 80%;" type="text" value="0.000000"/> / \$100
28.	<b>Total 2015 debt to be paid with property taxes and additional sales tax revenue.</b> "Debt" means the interest and principal that will be paid on debts that (1) are paid by property taxes, (2) are secured by property taxes, (3) are scheduled for payment over a period longer than one year, and (4) are not classified in the unit's budget as M&O expenses.  A. Debt also includes contractual payments to other school districts that have incurred debts on behalf of this school district, if those debts meet the four conditions above. Include only amounts that will be paid from property tax revenue. Do not include appraisal district budget payments.	\$ <input style="width: 80%;" type="text" value="3,168,550"/>
	B. If using unencumbered funds, subtract unencumbered fund amount used from total debt and list remainder.	- \$ <input style="width: 80%;" type="text" value="0"/>
	C. School districts subtract state aid received for paying principal and interest on debt for facilities through the existing debt allotment program and/or instructional facilities allotment program.	- \$ <input style="width: 80%;" type="text" value="0"/>
	D. Total: A less B less C = D	\$ <input style="width: 80%;" type="text" value="3,168,550"/>
29.	<b>Certified 2014 excess debt collections. Enter the amount certified by the collector.</b>	\$ <input style="width: 80%;" type="text" value="0"/>



30.	<b>Adjusted 2015 debt.</b> Subtract line 29 from line 28D.	\$ 3,168,550
31.	<b>Certified 2015 anticipated collection rate.</b> Enter the rate certified by the collector. If the rate is 100 percent or greater, enter 100 percent.	0.980000 %
32.	<b>2015 debt adjusted for collections.</b> Divide line 30 by line 31.	\$ 323,321,428
33.	Enter the 2015 captured appraised value of real property taxable by the school district in a tax increment financing zone that corresponds to the 2015 taxes that will be deposited into the tax increment fund. <input type="text" value="0"/>	\$ 0
34.	<b>2015 total taxable value.</b> Subtract line 33 from line 18.	\$ 1,526,821,802
35.	<b>2015 debt tax rate.</b> Divide line 32 by line 34 and multiply by \$100.	\$ 21.1761 / \$100
36.	<b>2015 rollback tax rate.</b> Add lines 27 and 35.	\$ 21.1761 / \$100